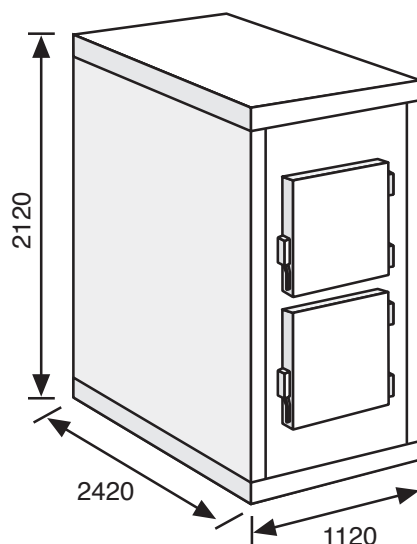


MMC 2.2+ W (White finishing)

MMC 2.2+ S (Stainless steel finishing)

- **Construction:** the structure consists of modular panels, "sandwich" type. The wall's, ceiling's and floor panels are realized in sheet steel epoxy coated white colour both in- and outside or in stainless steel 18/10 AISI 304 both in- and outside. The floor includes drain facilities to make easy the draining of fluids or water after the cleaning operations
- **Insulation:** the "heart" of the panels is made of rigid self-extinguishing polyurethane foam, with high insulating power, injected at high-pressure in order to reach the average density of 40 Kg/m³. The thickness of the insulation is 80 mm. Foamed into the insulation, all the panels, are provided with hooks and locking pins to fasten the panels together and ensure the stability of the structure, also, they have a tongue/groove shape and insulating material, to limit at the minimum the air cold loss when assembled. The polyurethane foam is CFC- and HCFC-free
- **Doors:** Nr 2 hinged doors, mounted along the side of the 1120 mm. The doors are fully insulated, realized with the same material (sheet steel epoxy coated white colour or stainless steel 18/10 AISI 304) and insulation of the panels. Both the doors are provided with a lever type handle, closing on a locking pin and rubber gasket to ensure an hermetic sealing. The opening of each door is 800 x 550 mm (W x H). Each door contains 1 body tray
- **Internal structure:** with a tubular frame system provided with "C" shape slides to prevent the tilting of the body-tray when partially extracted. The whole frame and slides are realized in stainless steel 18/10 AISI 304
- **Body trays:** Nr 2, realized in stainless steel 18/10 AISI 304. The body trays slope to its center to avoid fluids losses. They include at the sides plastic rollers, to make easy the extraction/insertion operations and double-end handles for an easy and safe hand-grip
- **Internal lighting:** Nr 1 LED tube, mounted in the side wall, with activation through a special switch located on the control panel. It grants energy saving and prevent the internal heating produced by the traditional neon tubes
- **Control panel:** located in the front part of the chamber, including main switch, switches to adjust the inside temperature (SET switch, to see the programmed temperature; ARROW UP switch, to increase the programmed temperature; ARROW DOWN, to decrease the programmed temperature) and the display that show actual temperature inside the room. Also, in the control panel there are another 4 led, the first, it signals that the compressor is running, the second, it signals that the evaporator's fan is running, the third, it signals that the defrosting is in progress and the fourth, it signals that there is a malfunctioning in the cold room
- **Motor:** monoblock type, top mounted (in the chamber ceiling) with hermetic industrial grade compressor, air cooled condenser and ventilated evaporator. The mounted compressor has a power of 5/8 HP
- **Structure of the motor:** in metal sheet white coated and



MODULAR MORTUARY CHAMBER

embossed aluminium, with a removable panels to facilitate the maintenance

- **Refrigerant:** CFC-free
- **Refrigeration:** forced-air, through a fan, granting the maximum temperature uniformity and stability inside of the cabinet
- **Defrosting:** completely automatic, thermostat controlled, hot-gas type. The condensate water is automatically channelled into a heated tray, located in the motor compartment, for the automatic evaporation of the condensate water
- **Temperature range:** infinitely adjustable between 0°C / +10°C
- **Voltage (V/ph/Hz):** 220-230/1/50
- **Noise level (dB(A)):** ≤ 52
- **External dimensions (W x D x H mm):** 1120 x 2420 x 2120 (cooling unit included)
- **Net weight (Kg):** 500

MODULAR MORTUARY CHAMBER

ACCESSORIES AVAILABLE



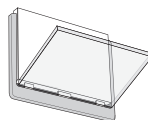
xPRO Control panel



Temperature chart recorder



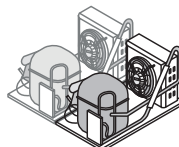
Kit of castors



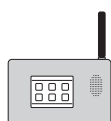
Card holder



Extended temperature



Back-up cooling unit



GSM/GPRS telephone dialer



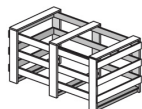
230V / 60 Hz Different voltage



115V / 60 Hz Different voltage



380V / 60 Hz Different voltage



Wooden crate packing



ISO 9001:2015



EN ISO 13485:2016



VERS. 12.20

* The declared performances are referred at +35°C ambient temperature, relative humidity of 70% and without any internal thermal mass (empty cabinet).

* Should it be necessary or useful without undermining any model essential features, technical and stylistic characteristics are subject to be changed without manufacturer's previous notice.